

# HOBART®

# SpoolRunner™ 100



For use with Handler® 190 and Handler® 210MVP

250766  
July 2011



**New!**

**Includes:**

- 10-ft. (3 m) cable lead
- Rugged plastic carrying case
- Extra contact tips
- Extra nozzle

#300796

**G**reat for aluminum MIG welding to eliminate feeding problems associated with soft aluminum wire. Quick and easy to install on the Handler 190 and 210MVP.

MIG weld 16 ga.–3/16 in. (1.6–4.8 mm) aluminum with the Handler 190 and 18 ga.–1/4 in. (1.2–6.3 mm) with the 210MVP. Also for use with mild and stainless steel wires. Rated 150 amps at 60% duty cycle.


**Applications:**

- Aluminum Fabrication/Repair
- Trailer Fabrication/Repair
- Auto and Marine Repair
- Sign Manufacturing

Hobart SpoolRunner 100 Spool Gun is warranted for 1 year (90 days for industrial use).



## Features and Benefits



## Specifications (SUBJECT TO CHANGE WITHOUT NOTICE.)


USE WITH HANDLER 190 AND 210MVP.



Welding Output Rating	Electrode Wire Diameter Capacity	Wire Speed	Spool Size Capacity	Dimensions	Net Weight with Cable Assembly
150 A at 60% Duty Cycle	.023–.035 in. (0.6–0.9 mm) aluminum, steel and stainless steel	115–715 IPM (4.1–20.4 MPM)	4 in. (102 mm)	H: 11-1/2 in. (291 mm) W: 2-1/4 in. (57 mm) L: 8 in. (203 mm)	5 lb. (2.3 kg)

## Consumables

Note: SpoolRunner 100 is shipped with three .030 in. and three .035 in. contact tips.



### Contact Tips (5 per package)

#199730 For .023/.025 in. (0.6 mm) wire.

#186419 For .030 in. (0.8 mm) wire.

#186406 For .035 in. (0.9 mm) wire.



Nozzle #186405



### Drive Roll (1)

#199731 For .023/.025 in. (0.6 mm) wire.

#186413 For .030/.035 in. (0.8/0.9 mm) wire.



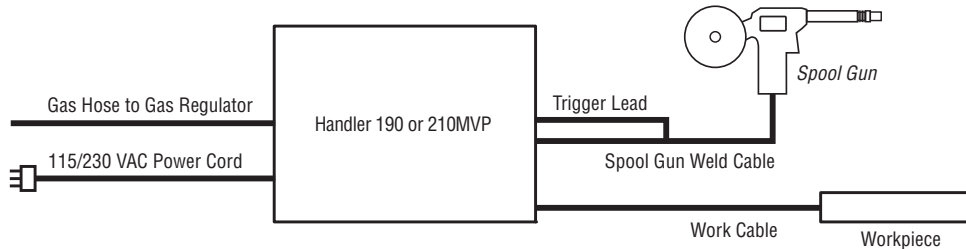
### Push Roll (1)

#199732 For .023/.025 in. (0.6 mm) wire.

#186414 For .030/.035 in. (0.8/0.9 mm) wire.

## Typical Installation for SpoolRunner™ 100 Spool Gun to Handler® 190 and 210MVP

It's quick and easy to install the SpoolRunner 100 Spool Gun on the Handler® 190 and 210MVP. Just plug the power pin of the spool gun into the feedhead, attach the trigger lead and flip the switch on the inside panel for spool gun operation. Install the correct wire and gas for the job and its ready to go.



**Hobart Welders** An Illinois Tool Works Company

Hobart Welding Products Service 800-332-3281 Sales 800-626-9420

Litho in USA

hobartwelders.com

